



Sew Jewish

Super Cute Summer Hat

(Pattern SJ5763)



Sew this Cute Hat

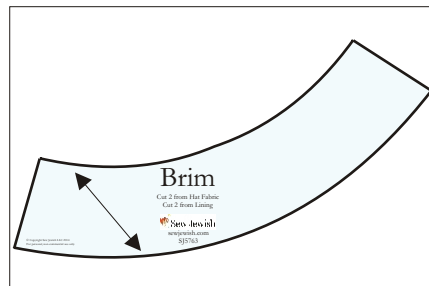


Sew Jewish

sewjewish.com

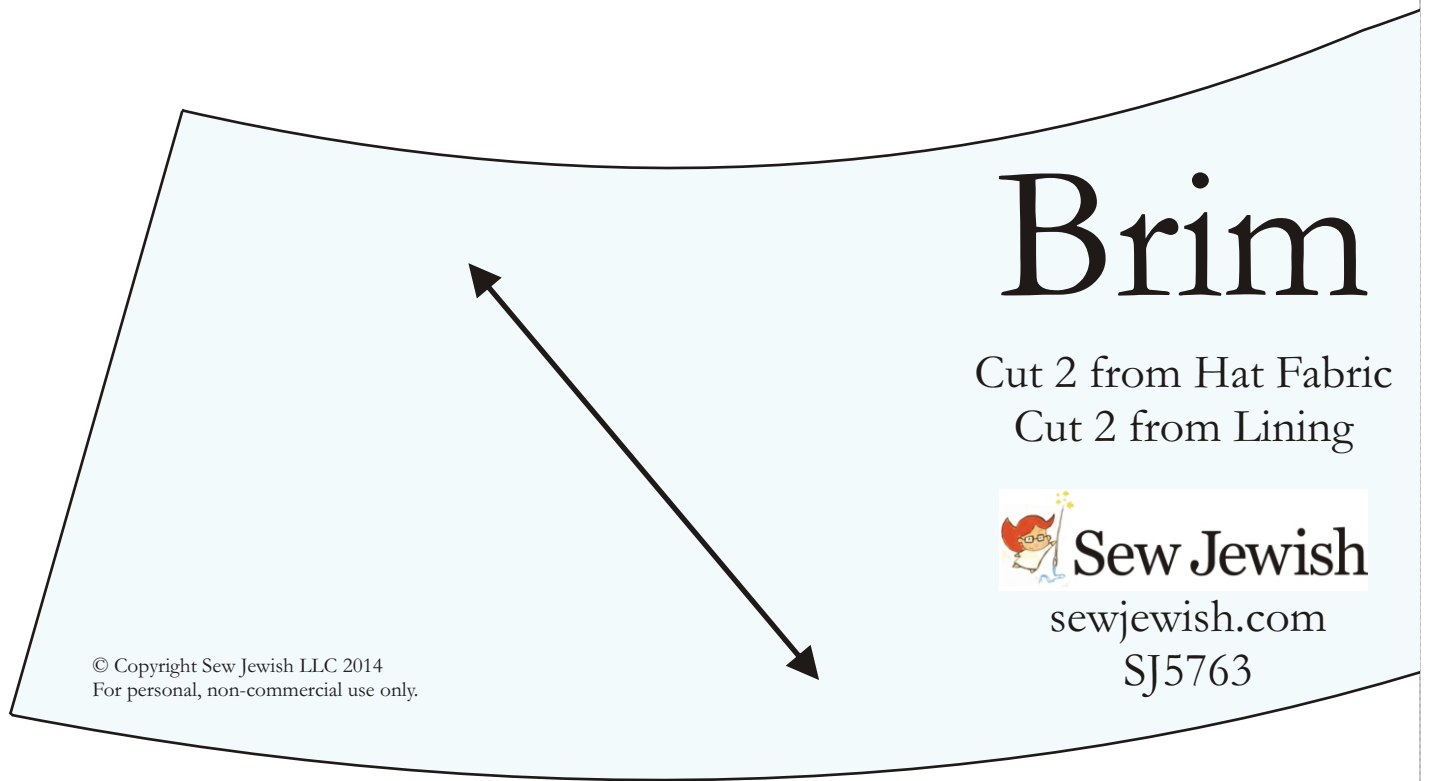
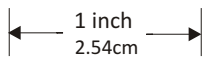
Print pages 2-4. Make sure the Print Size Guide on page 2 measures 1" (2.54cm). If it doesn't, adjust your printer settings and print new pages.

Overlap the edges of the pages 2-3 to create one large pattern page as shown below. Tape the pages together.



Find all the instructions for putting it together at Sew Jewish (sewjewish.com).

Print Size Guide



Brim

Cut 2 from Hat Fabric

Cut 2 from Lining




Sew Jewish

sewjewish.com

SJ5763

© Copyright Sew Jewish LLC 2014
For personal, non-commercial use only.





Crown

Cut 6 from Hat Fabric
Cut 6 from Lining



Sew Jewish

sewjewish.com

SJ5763

© Copyright Sew Jewish LLC 2014
For personal, non-commercial use only.