

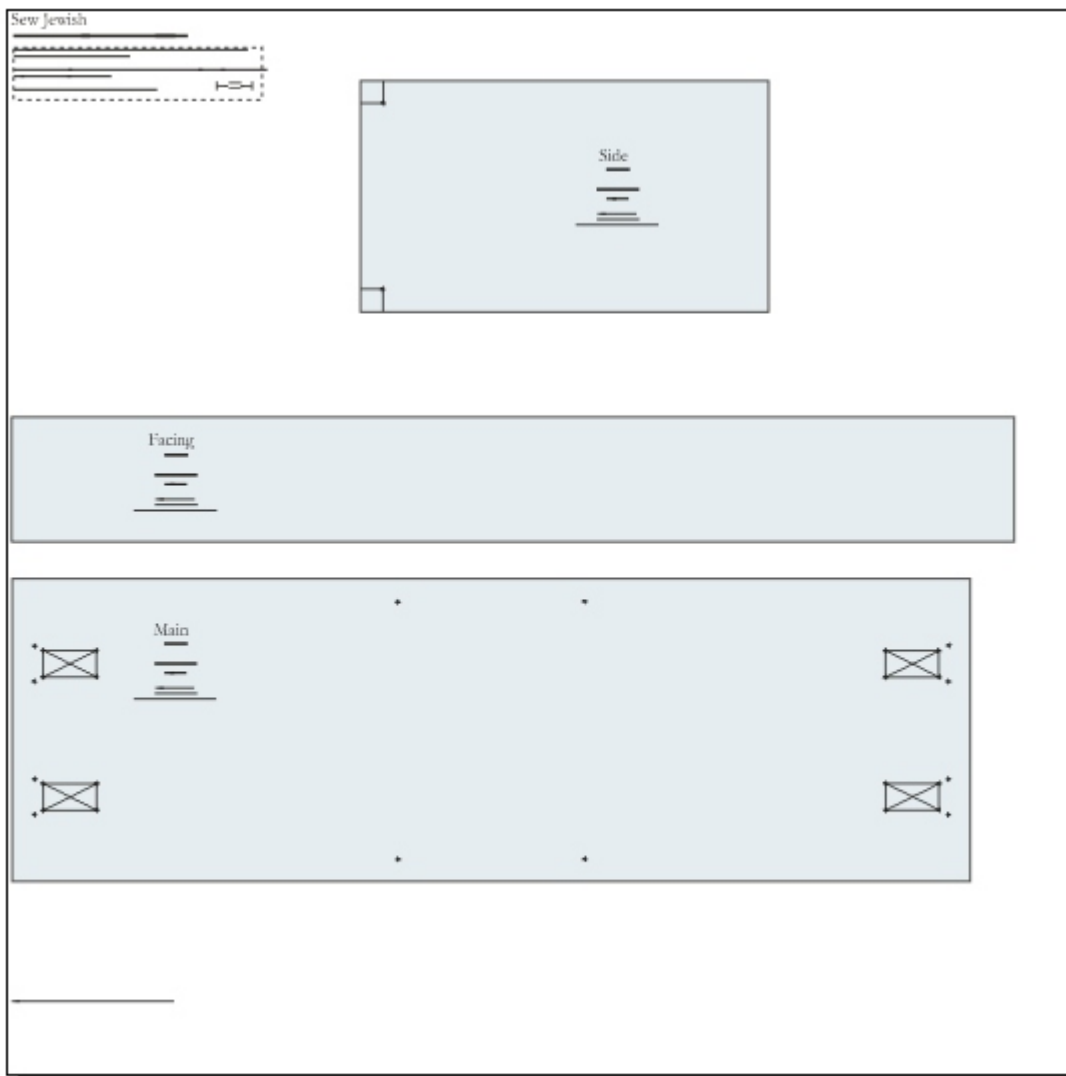
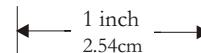
Sew Jewish


Reusable Shopping Tote - Small (Pattern SJ1043)

Print all pages, making sure your printer settings are set to 100% or Actual Size. You can check your printout against the 1-inch (2.54cm) guide below.

Tape the pages together, overlapping the crop marks at the corners of the pages, to create one big page with the three pattern pieces, as shown below.

Get instructions and top tips at Sew Jewish (sewjewish.com).





Side

Cut 2

Sew Jewish
SJ1043

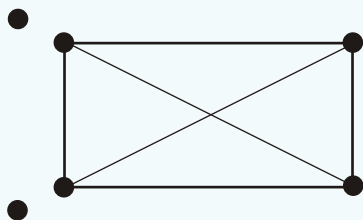
© 2013 Sew Jewish
All Rights Reserved
For Personal, Non-Commercial Use Only

Facing

Cut 1

Sew Jewish
SJ1043

© 2013 Sew Jewish
All Rights Reserved
For Personal, Non-Commercial Use Only



Main

Cut 1

Sew Jewish
SJ1043

© 2013 Sew Jewish
All Rights Reserved
For Personal, Non-Commercial Use Only

